

PLAN VIEW

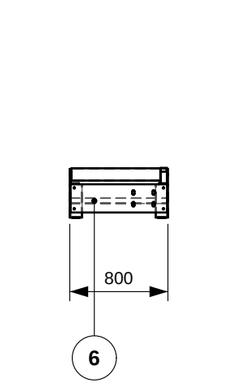

END VIEW (FROM LEFT)

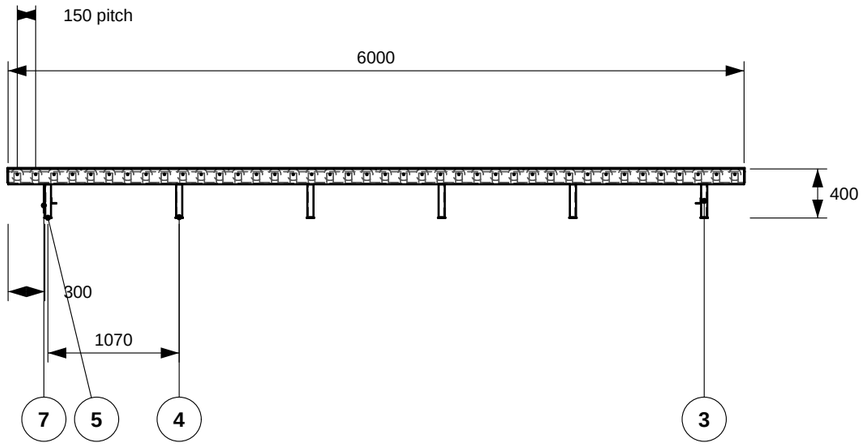

FRONT VIEW

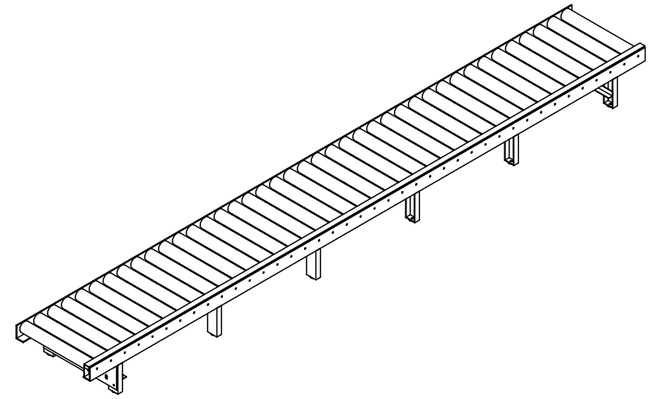

ISOMETRIC VIEW (NOT TO SCALE)

PARTS OF ASSEMBLY

ITEM	DESCRIPTION	SHEET	QTY
1	Side beam, angle 125x75x8 x 6000 lg	sh 2	2
2	Roller Ø100 x 727 body, 773 overall	sh 3	40
3	Leg, channel 100x50x6 x 271 lg	sh 4	12
4	Foot plate 44x88x6	sh 5	12
5	Levelling foot Ø60 (bought-out)	sh 6	12
6	Support angle 43x43x4 x 798 lg	sh 7	2
7	Motor plate 787 x 230 x 8	sh 8	1
8	Chain guard, 2 mm folded x 6010 lg	sh 9	1
9	Guard end plate 50 x 28.5 x 2	sh 10	2

NOTES

1. 40 rollers Ø100 at 150 pitch (requested 150), first 75 from the end.
2. Frame 6000 x 800, top of beams 400 above floor; roller tops 405.
3. 6 leg pairs at 325, 1395, 2465, 3535, 4605, 5675 from the drive end.
4. Drive at the -X end: gearmotor on the motor plate across the end legs, chain on the -Y side under the guard. Gearmotor and sprockets chosen at build, not modelled.
5. Finish: frame Powder coat RAL 9005 jet black, satin. Rollers and feet bright zinc (bought-out).
6. Welds: Fillet weld all round unless stated.
7. All dimensions mm. Do not scale.
8. Detail of every item on the following sheets.
9. Geometry projected from the STEP model (same file).

PARAMETERS (from cell builder)

length	6000
width	800
height	400
rollerPitch	150
roller	Ø100

Path2 path2.io · generated from cell builder parameters

ROLLER CONVEYOR

GENERAL ARRANGEMENT

CONCEPT – VERIFY BEFORE MANUFACTURE

DRAWING NO	**P2-CONVEYOR-6000X800X400**
SCALE	**1:50 @ A3**
UNITS	**mm Third angle**
FINISH	**RAL 9005 black powder coat**
DATE	**2026-11-26**
SHEET	**1 of 10**



PLAN VIEW

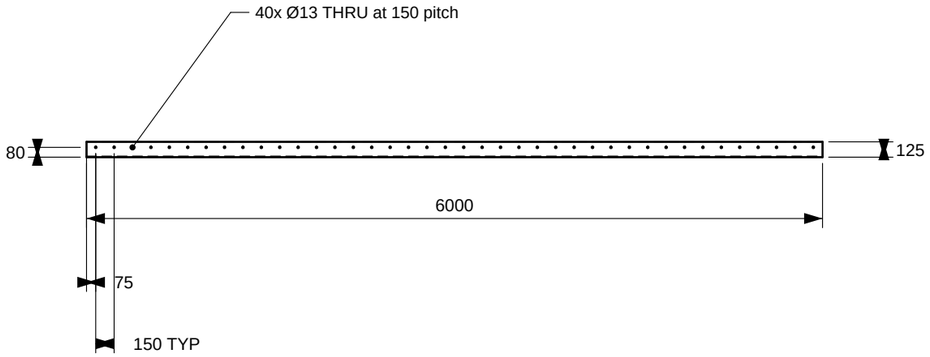

FRONT VIEW

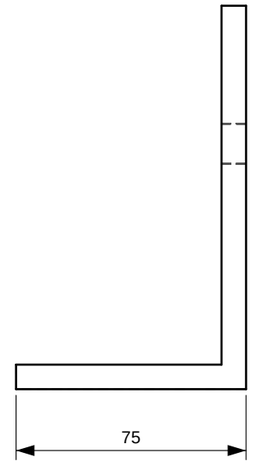

END VIEW (FROM LEFT) SCALE 1:2

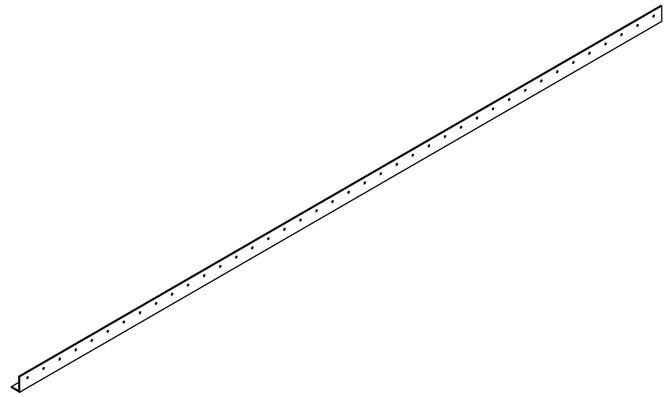

ISOMETRIC VIEW (NOT TO SCALE)

NOTES

1. Holes at 150 pitch, first 75 from the end; 80 up from the bottom (roller tops 5 above the beam).
2. Toe of the angle points into the conveyor. Pair handed (2 off).
3. Drive-side beam: drill/tap for the chain guard fixings on assembly (5x M6).
4. Thickness 8 ASSUMED: confirm section.
5. Deburr all edges. Dimensions mm. Do not scale.
6. Powder coat after welding/machining; mask threads and machined faces.

QTY PER ASSEMBLY	2
STOCK	Unequal angle 125x75x8
MATERIAL	S275JR steel (assumed)
FINISH	Powder coat RAL 9005 jet black, satin

Path2 path2.io · generated from cell builder parameters

ITEM 1: SIDE BEAM, ANGLE 125X75X8 X 6000 LG

Roller conveyor – detail

CONCEPT – VERIFY BEFORE MANUFACTURE

DRAWING NO	**P2-CONVEYOR-6000X800X400/01**
SCALE	**1:50 @ A3**
UNITS	**mm Third angle**
FINISH	**RAL 9005 black**
DATE	**2026-11-26**
SHEET	**2 of 10**



PLAN VIEW

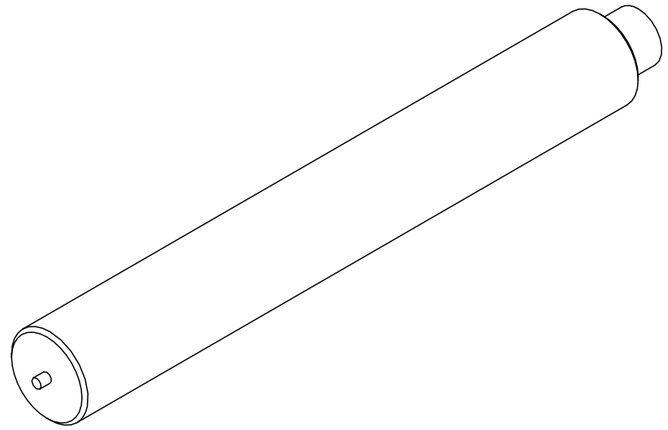

ISOMETRIC VIEW (NOT TO SCALE)

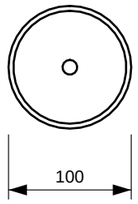

END VIEW (FROM LEFT)

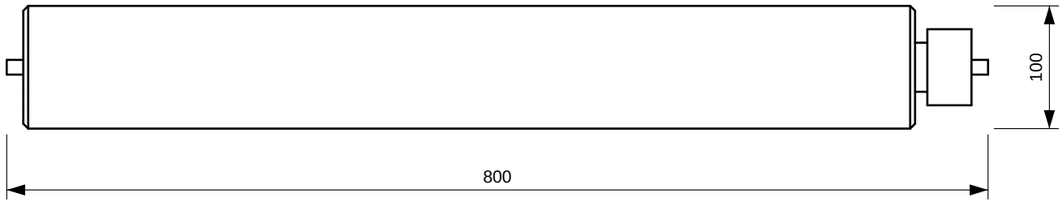

FRONT VIEW

NOTES

1. Body = inside width 784 - 57; overall = inside width - 11.
2. Drive end: Ø40 neck, Ø62 hub. Drive sprocket chosen at build.
3. Spindle Ø12 into Ø13 beam holes.
4. Deburr all edges. Dimensions mm. Do not scale.

QTY PER ASSEMBLY	40
STOCK	Bought-out: Ø100 conveyor roller, drive end hub
MATERIAL	S275JR steel (assumed)
FINISH	Bright zinc plated (bought-out, not powder coated)

Path2

path2.io · generated from cell builder parameters

ITEM 2: ROLLER Ø100 X 727 BODY, 773 OVERALL

Roller conveyor – detail

CONCEPT – VERIFY BEFORE MANUFACTURE

DRAWING NO	**P2-CONVEYOR-6000X800X400/02**
SCALE	**1:5 @ A3**
UNITS	**mm Third angle**
FINISH	**Zinc / bought-out**
DATE	**2026-11-26**
SHEET	**3 of 10**

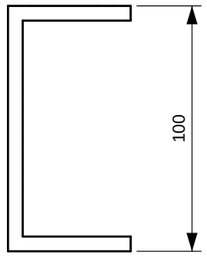

PLAN VIEW



END VIEW (FROM LEFT)

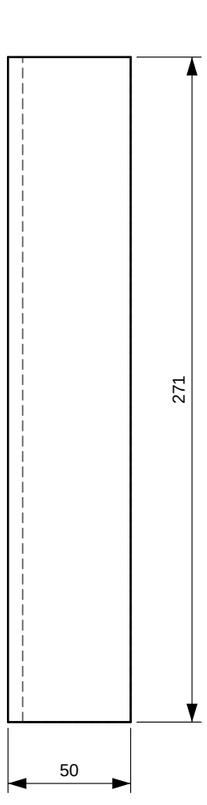

FRONT VIEW



ISOMETRIC VIEW (NOT TO SCALE)

NOTES

1. Length = height 400 - beam 125 - levelling foot 4.
2. Welded under the beam toe, outer face flush with the beam.
3. Leg centres 325, 1395, 2465, 3535, 4605, 5675 from the drive end.
4. Deburr all edges. Dimensions mm. Do not scale.
5. Powder coat after welding/machining; mask threads and machined faces.

QTY PER ASSEMBLY	12
STOCK	Channel 100x50x6
MATERIAL	S275JR steel (assumed)
FINISH	Powder coat RAL 9005 jet black, satin

Path2

path2.io · generated from cell builder parameters

ITEM 3: LEG, CHANNEL 100X50X6 X 271 LG

Roller conveyor – detail

CONCEPT – VERIFY BEFORE MANUFACTURE

DRAWING NO	**P2-CONVEYOR-6000X800X400/03**
SCALE	**1:2.5 @ A3**
UNITS	**mm Third angle**
FINISH	**RAL 9005 black**
DATE	**2026-11-26**
SHEET	**4 of 10**

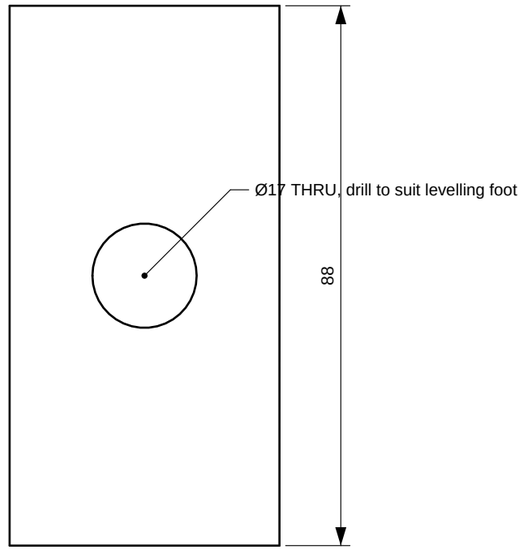

PLAN VIEW

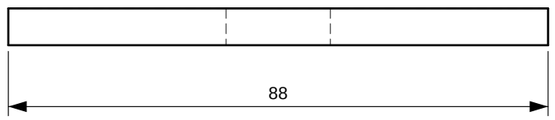

END VIEW (FROM LEFT)

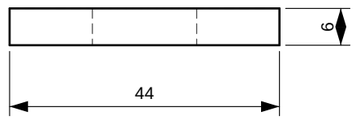

FRONT VIEW

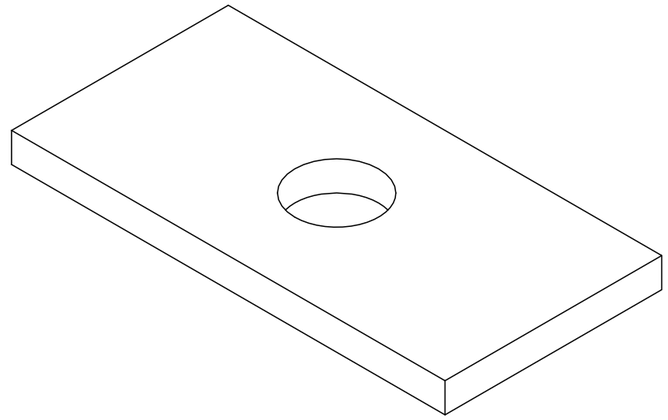

ISOMETRIC VIEW (NOT TO SCALE)

NOTES

1. Welded inside the leg foot, flush with the end.
2. Deburr all edges. Dimensions mm. Do not scale.
3. Powder coat after welding/machining; mask threads and machined faces.

QTY PER ASSEMBLY	12
STOCK	Plate 6 thk
MATERIAL	S275JR steel (assumed)
FINISH	Powder coat RAL 9005 jet black, satin

Path2 path2.io · generated from cell builder parameters

ITEM 4: FOOT PLATE 44X88X6

Roller conveyor – detail

CONCEPT – VERIFY BEFORE MANUFACTURE

DRAWING NO	**P2-CONVEYOR-6000X800X400/04**
SCALE	**1:1 @ A3**
UNITS	**mm Third angle**
FINISH	**RAL 9005 black**
DATE	**2026-11-26**
SHEET	**5 of 10**

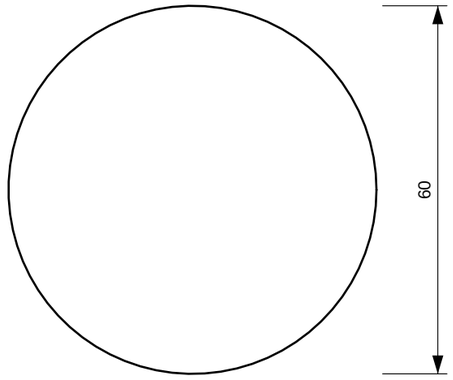

PLAN VIEW

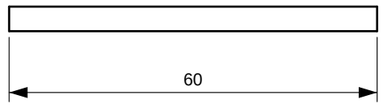

END VIEW (FROM LEFT)

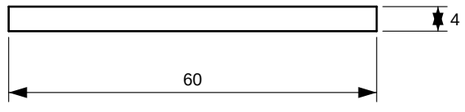

FRONT VIEW

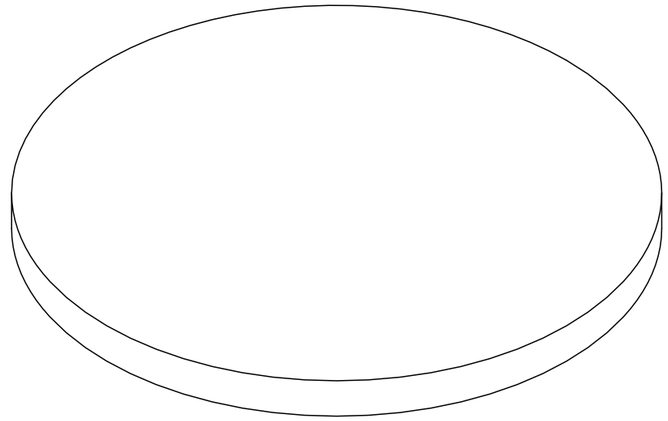

ISOMETRIC VIEW (NOT TO SCALE)

NOTES

1. Set 4 nominal to give the frame height.
2. Deburr all edges. Dimensions mm. Do not scale.

QTY PER ASSEMBLY	12
STOCK	Bought-out: levelling foot to suit hole
MATERIAL	S275JR steel (assumed)
FINISH	Bright zinc plated (bought-out, not powder coated)

Path2 path2.io · generated from cell builder parameters

ITEM 5: LEVELLING FOOT Ø60 (BOUGHT-OUT)

Roller conveyor – detail

CONCEPT – VERIFY BEFORE MANUFACTURE

DRAWING NO	**P2-CONVEYOR-6000X800X400/05**
SCALE	**1:1 @ A3**
UNITS	**mm Third angle**
FINISH	**Zinc / bought-out**
DATE	**2026-11-26**
SHEET	**6 of 10**

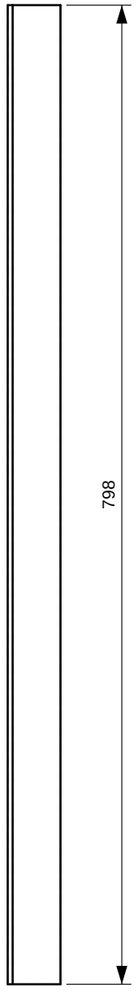

PLAN VIEW

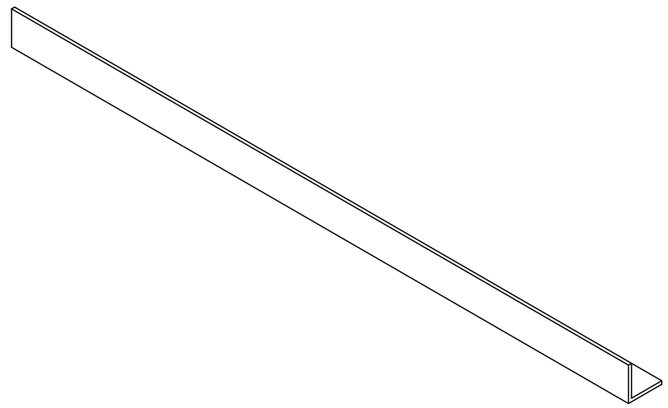

ISOMETRIC VIEW (NOT TO SCALE)

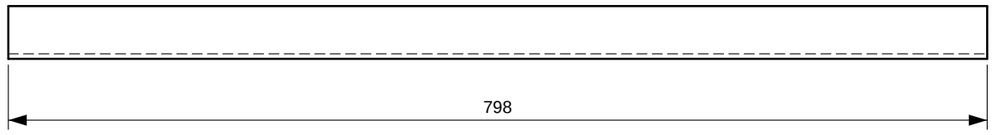

END VIEW (FROM LEFT)

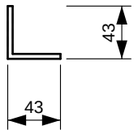

FRONT VIEW

NOTES

1. Across each end leg pair, on the legs' inner faces, mid-height. Position to suit.
2. Thickness 4 ASSUMED.
3. Deburr all edges. Dimensions mm. Do not scale.
4. Powder coat after welding/machining; mask threads and machined faces.

QTY PER ASSEMBLY	2
STOCK	Equal angle 43x43x4
MATERIAL	S275JR steel (assumed)
FINISH	Powder coat RAL 9005 jet black, satin

Path2 path2.io · generated from cell builder parameters

ITEM 6: SUPPORT ANGLE 43X43X4 X 798 LG

Roller conveyor – detail

CONCEPT – VERIFY BEFORE MANUFACTURE

DRAWING NO	**P2-CONVEYOR-6000X800X400/06**
SCALE	**1:5 @ A3**
UNITS	**mm Third angle**
FINISH	**RAL 9005 black**
DATE	**2026-11-26**
SHEET	**7 of 10**

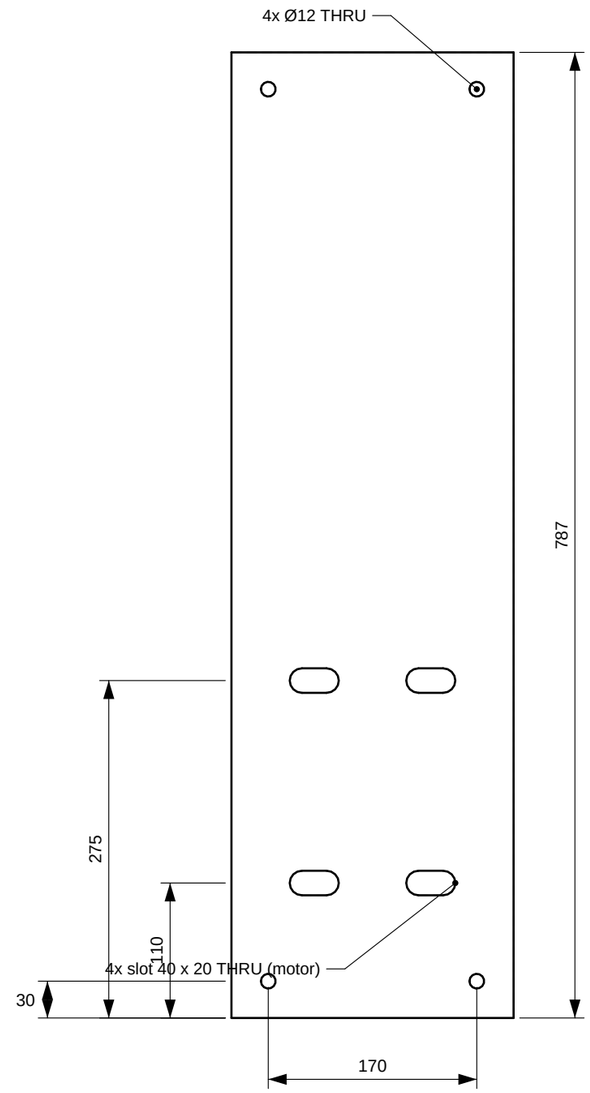

PLAN VIEW

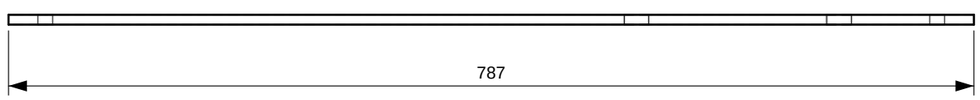

END VIEW (FROM LEFT)

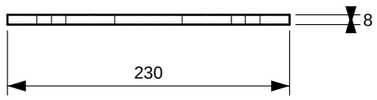

FRONT VIEW

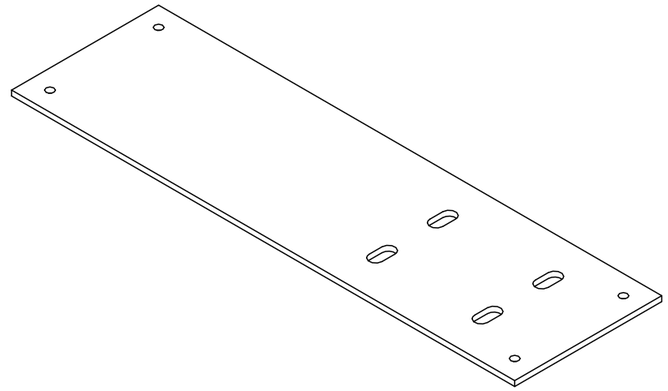

ISOMETRIC VIEW (NOT TO SCALE)

NOTES

1. Bolts across the outer faces of the drive-end leg pair, top level with the leg tops: 2x Ø12 into each leg web (drill legs to suit).
2. Slots run vertically when fitted, for chain tension; set from the drive-side end. Gearmotor chosen at build, not modelled.
3. Deburr all edges. Dimensions mm. Do not scale.
4. Powder coat after welding/machining; mask threads and machined faces.

QTY PER ASSEMBLY	1
STOCK	Plate 8 thk
MATERIAL	S275JR steel (assumed)
FINISH	Powder coat RAL 9005 jet black, satin

Path2

path2.io · generated from cell builder parameters

ITEM 7: MOTOR PLATE 787 X 230 X 8

Roller conveyor – detail

CONCEPT – VERIFY BEFORE MANUFACTURE

DRAWING NO	**P2-CONVEYOR-6000X800X400/07**
SCALE	**1:5 @ A3**
UNITS	**mm Third angle**
FINISH	**RAL 9005 black**
DATE	**2026-11-26**
SHEET	**8 of 10**



PLAN VIEW

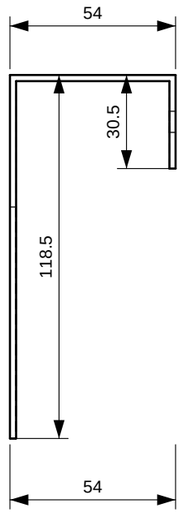

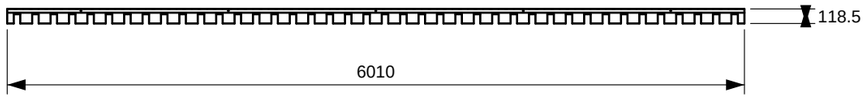

FRONT VIEW

END VIEW (FROM LEFT) SCALE 1:2

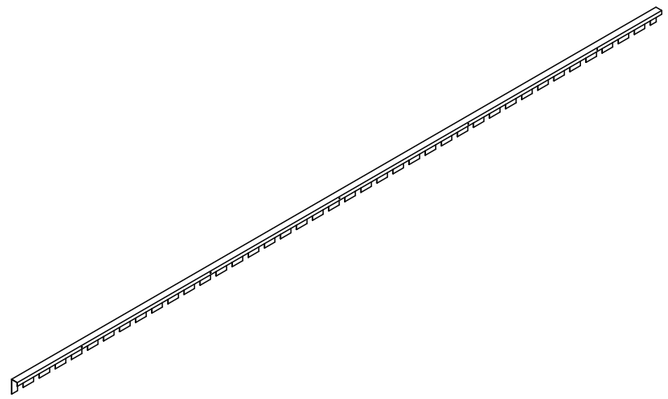

ISOMETRIC VIEW (NOT TO SCALE)

NOTES

1. Fixed face to the drive-side beam, 5x Ø7 (M6).
2. Slots 53 wide at each roller.
3. End plates welded in both ends.
4. Deburr all edges. Dimensions mm. Do not scale.
5. Powder coat after welding/machining; mask threads and machined faces.

QTY PER ASSEMBLY	1
STOCK	Sheet 2 thk, folded 2x 90° up, inside radius 2
MATERIAL	S275JR steel (assumed)
FINISH	Powder coat RAL 9005 jet black, satin

Path2

path2.io · generated from cell builder parameters

ITEM 8: CHAIN GUARD, 2 MM FOLDED X 6010 LG

Roller conveyor – detail

CONCEPT – VERIFY BEFORE MANUFACTURE

DRAWING NO	**P2-CONVEYOR-6000X800X400/08**
SCALE	**1:50 @ A3**
UNITS	**mm Third angle**
FINISH	**RAL 9005 black**
DATE	**2026-11-26**
SHEET	**9 of 10**

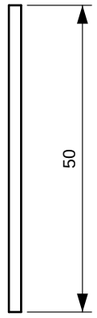

PLAN VIEW

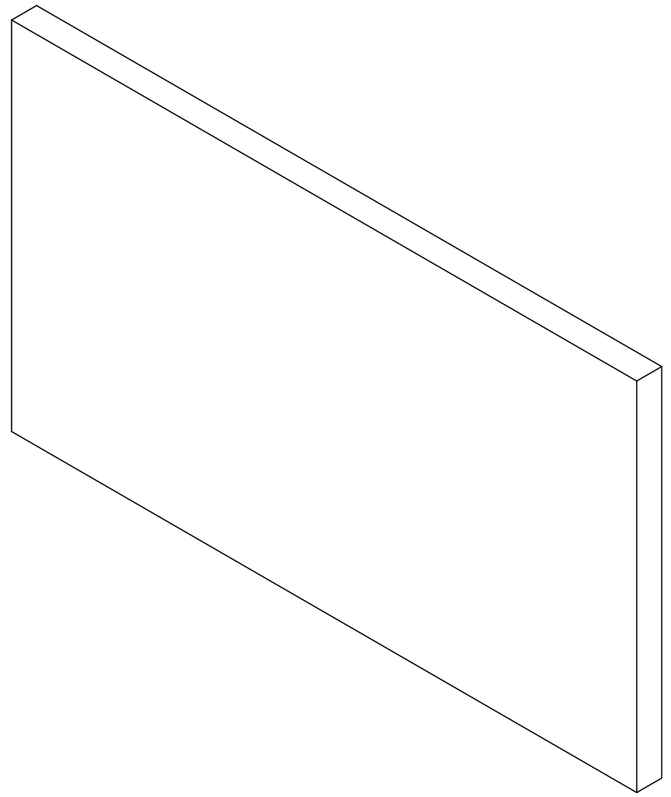

ISOMETRIC VIEW (NOT TO SCALE)



END VIEW (FROM LEFT)

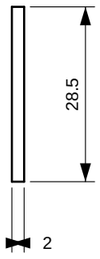

FRONT VIEW

NOTES

1. Welded into both ends of the chain guard, to its profile.
2. Deburr all edges. Dimensions mm. Do not scale.
3. Powder coat after welding/machining; mask threads and machined faces.

QTY PER ASSEMBLY	2
STOCK	Sheet 2 thk
MATERIAL	S275JR steel (assumed)
FINISH	Powder coat RAL 9005 jet black, satin

Path2 path2.io · generated from cell builder parameters

ITEM 9: GUARD END PLATE 50 X 28.5 X 2

Roller conveyor – detail

CONCEPT – VERIFY BEFORE MANUFACTURE

DRAWING NO	**P2-CONVEYOR-6000X800X400/09**
SCALE	**1:1 @ A3**
UNITS	**mm Third angle**
FINISH	**RAL 9005 black**
DATE	**2026-11-26**
SHEET	**10 of 10**